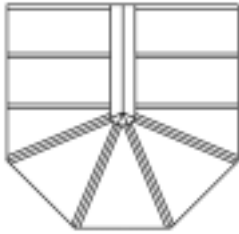



# Conservatory Roof Design Guide




Premier 1 Victorian



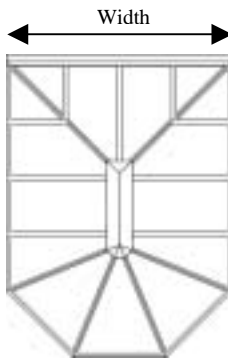
Premier 2 Edwardian



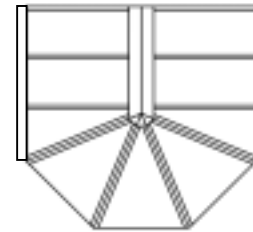
Premier 3 Lean Too



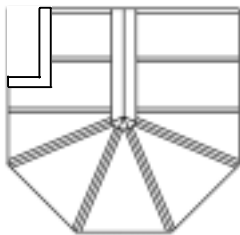
Premier 4 Gable



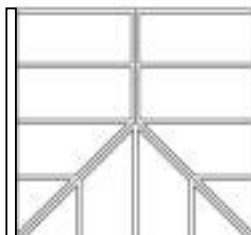
Premier 5 Victorian With Hip & BG



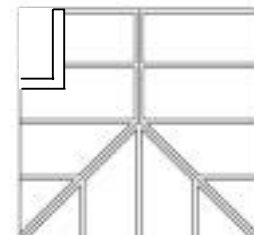
Premier 6 Victorian With Inline BG



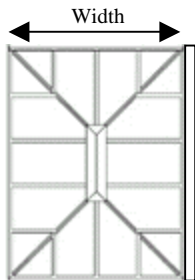
Premier 7 Victorian With Fab BG



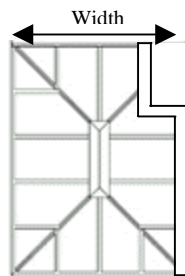
Premier 8 Edwardian With Inline BG



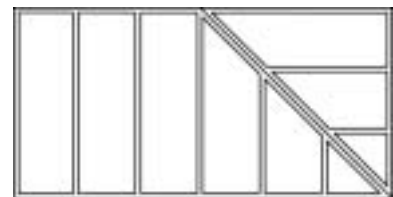
Premier 9 Edwardian With Fab BG



Premier 10 Edwardian With Hip & BG

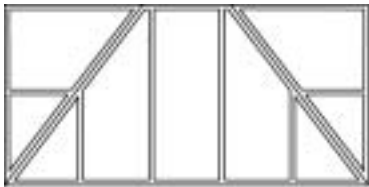


Premier 11 Edwardian With Hip & Fab BG

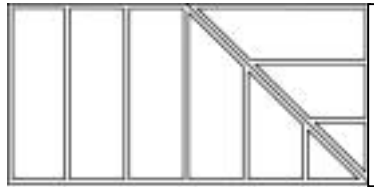


Premier 12 Lean Too With Hip

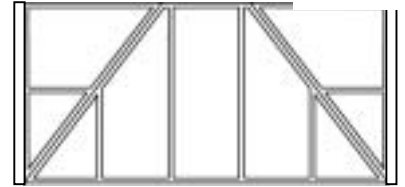
# Conservatory Roof Design Guide



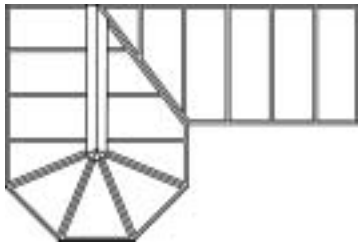
Premier 13 Lean Too With 2 Hips



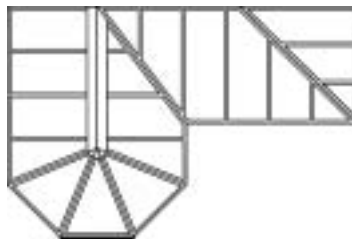
Premier 14 Lean Too With Hip & BG



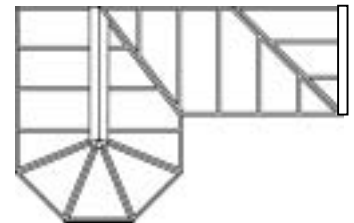
Premier 15 Lean Too With 2 Hips & BG



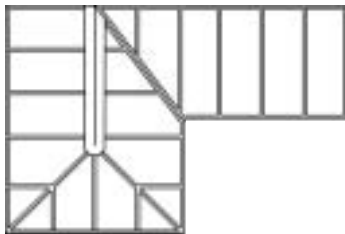
Premier 16 Victorian P Shape



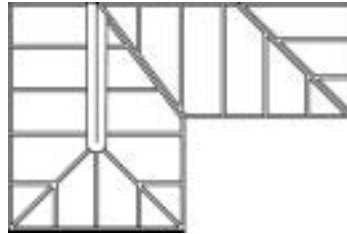
Premier 17 Victorian P Shape With Lean Too Hip



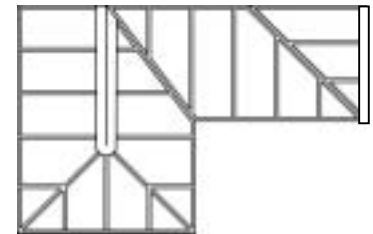
Premier 18 Victorian P Shape With Lean Too Hip & BG



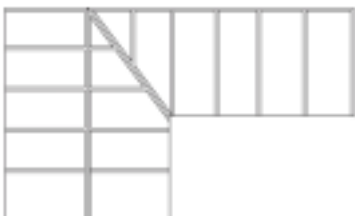
Premier 19 Edwardian P Shape



Premier 20 Edwardian P Shape With Lean Too Hip



Premier 21 Edwardian P Shape With Lean Too Hip & BG



Premier 22 Gable P Shape



Premier 23 Gable P Shape With Lean Too Hip



Premier 24 Gable P Shape With Lean Too Hip & BG